

PERFORMANCE  
STRENGTH  
ACCOUNTABILITY

2017

# Financialfacts

London Life participating life insurance





This guide provides key financial facts about the performance, strength and management of the London Life participating account.

## Table of contents

Financial highlights 2017 .....	4
A closer look.....	6
How participating life insurance policies work .....	6
How participating policyowner dividends are allocated.....	8
Performance .....	9
Investments .....	9
Participating account return .....	9
Participating account historical average returns .....	9
Dividend scale interest rate .....	10
Historical average returns.....	10
Stability.....	11
Returns .....	11
Asset mix.....	12
Investment guidelines.....	13
Mortality.....	14
Expenses.....	15
Other factors .....	15
Strength.....	16
Accountability.....	17
London Life: Guiding our customers in a changing world .....	18
Need more information?.....	19

This document uses the term “earnings,” except in the Insurance Companies Act (ICA) provisions and references section, which uses the term “profits.”

The 2017 London Life participating policyowner dividend scale reflects dividends credited on participating policy anniversaries beginning July 1, 2017 through June 30, 2018. References to the 2017 dividend scale or the 2017 dividend scale interest rate throughout this document reflect this timing.

Throughout this document, numbers may have been rounded.

Performance data is provided for illustrative purposes only and represents past performance, which is not necessarily indicative of future performance.

# Financial highlights 2017

for the London Life participating account



## Performance

- London Life has distributed participating policyowner dividends every year since 1886.
  - Dividends distributed are divided among groupings of policies that share common attributes. The amount attributed to each grouping will vary depending on the earnings that each grouping is considered to have contributed to the participating account earnings.
- In 2017, London Life distributed \$826 million in participating policyowner dividends.

## Investments

- London Life's long-term investment strategy, together with its smoothing strategy, helps reduce the impact of short-term volatility on the investment component of participating policyowner dividends.
- The one-year return on total participating account assets for 2017, after investment expenses were deducted, was 4.6 per cent.<sup>1</sup>
- In 2017, the investment expenses charged to the participating account for the management of the assets were 9.0 basis points.

## Historical average dividend scale interest rate

Years	Period	Average dividend scale interest rate <sup>2</sup> (%)
1	2017	5.0
10	2008–2017	6.3
30	1988–2017	8.1
60	1958–2017	7.4

- All historical averages are geometric means.
- The 30-year standard deviation, from 1988 to 2017, was 1.7 per cent.

## Asset mix as at December 31 (as a per cent of total invested assets)

Asset class	2017 (%)	2016 (%)
Equity investments, including real estate	20.0	19.7
Mortgage holdings	25.3	26.5
Public bond holdings	46.1	46.7
Private placement holdings	5.4	4.6
Cash and equivalents	3.2	2.6
Total invested assets	100.0	100.0

Experience related to mortality, expenses and other factors may also impact dividends.

## Mortality

- Historically, we have seen life expectancy increase. This, along with the prudent selection of underwriting risks, has contributed to participating account earnings.
- In 2017, participating policyowner death claims totalled \$460 million.

## Expenses

- Together, Great-West Life and its subsidiaries, London Life and Canada Life serve the financial security needs of more than 13 million people across Canada. This provides opportunities for London Life to achieve expense efficiencies.

## Other factors

- Other factors, such as policy changes and policy terminations, can also affect the performance of the participating account. For example, when the actual number of policy terminations is different from the assumptions used for pricing, this can affect the earnings.



## Strength

- London Life continues to have the largest participating account in Canada, as measured by assets.<sup>3</sup>
- The total participating account assets, including surplus, were \$27.4 billion at Dec. 31, 2017.
- London Life had 1.4 million participating life insurance policies in force at Dec. 31, 2017.
- London Life continues to have strong credit ratings relative to its North American peer group, due to its conservative risk profile and stable earnings track record.<sup>4</sup>



## Accountability

- The participating policyowner portion of distributed surplus continued to be 97.5 per cent – unchanged since 1966.
- London Life is governed under the *Insurance Companies Act of Canada (ICA)*. The ICA governs how a company that has shareholders must manage its participating accounts. It also requires the establishment and maintenance of a participating account management policy and a participating policyowner dividend policy.
- Participating policyowner dividends are determined in accordance with the participating policyowner dividend policy approved by the board of directors. This policy is intended to ensure reasonable equity among groups of participating policyowners.
- You can find detailed information on the investments held in London Life's participating account at [londonlife.com](http://londonlife.com). This information is updated quarterly.

## NOTES

- The dividend scale interest rate is used to calculate the investment component of participating policyowner dividends. It is based on the smoothed investment return on the assets backing participating account liabilities. It does not include the return on assets backing the participating account surplus.
  - The dividend scale interest rate is only one of many factors that contribute to an individual policy's performance. The actual growth in cash value for any specific policy varies, based on a number of factors. These include type of product, product features, premium-paying period, issue age, rating, dividend option, the dividend scale and other factors.
1. The participating account return is the return on the participating account assets that the participating account liabilities and surplus, after investment expenses are deducted. Investment expenses may vary yearly, due to changes in the total participating account asset mix, economies of scale and other factors. The participating account return is reported for the calendar year Jan. 1 to Dec. 31, 2017. The participating account return is a short-term indicator of investment performance. It is determined in accordance with International Financial Reporting Standards (IFRS), as issued by the International Accounting Standards Board (IASB), effective Jan. 1, 2011, with the exception of unrealized gains and losses on bonds. These are excluded because bonds in the participating account are generally held until maturity. Common stock and real estate returns are valued on a marked-to-market basis and realized and unrealized gains or losses are recognized as incurred. Realized gains and losses on bonds are recognized as incurred.
  2. The historical average annual dividend scale interest rate for 30 years or less applies to policies issued on or after Sept. 16, 1968, which have a variable policy loan rate provision. Policies issued before this date have a fixed policy loan rate provision and may have a different dividend scale interest rate. The 60-year average annual rate is a blended average of the dividend scale interest rate that applies to policies that have a variable policy loan rate provision (1969 to 2017) and the dividend scale interest rate that applies to policies that have a fixed policy loan rate provision (1958 to 1968).
  3. Based on competitive data available at time of publication. Not all companies report this information.
  4. Based on the latest credit ratings by A.M. Best Company, DBRS Limited, Fitch Ratings, Moody's Investors Service and Standard & Poor's Ratings Services at time of publication. For current information on London Life's ratings and financial strength, see [londonlife.com](http://londonlife.com).

# A closer look

## How participating life insurance policies work

Participating life insurance is built on a foundation of guaranteed values plus the opportunity to receive participating policyowner dividends. Participating policy values can grow tax free while inside the policy, within legislated limits.

Participating policyowner premiums are accounted for in a separate account (as required by section 456 of the *Federal Insurance Companies Act*) called the Participating Account. London Life manages this account and invests the assets allocated to this account in a diversified portfolio of bonds, mortgages and equities, including real estate.

Earnings arise when actual experience is more favourable than the assumptions used when pricing the products. Experience factors that influence earnings may include, but are not limited to:

- Investments
- Mortality
- Expenses, including taxes
- Other factors

Each year, London Life may distribute some of these earnings, if any, in the form of participating policyowner dividends, as approved by the board of directors.

The amount to be distributed is influenced by considerations such as the need to retain earnings as surplus and to reduce short-term volatility in dividends. Surplus is held in the participating account for a number of reasons, including to help maintain the company's strength and stability.

---

**Surplus**, and income generated by it, is used to help ensure the financial strength and stability of the company. It can also be used for other purposes, such as to:

- Finance new business growth and acquisitions that may benefit the participating account
- Provide for transitions during periods of major change
- Manage undue fluctuations in dividends

---

At least once a year, London Life reviews the participating policyowner dividend scale and participating account insurance contract liabilities. It determines whether they are at an appropriate level and whether the dividend scale needs to change. This review may include items such as Econolife one-year term life insurance rates, the maximum amount of Econolife available, the premiums charged to purchase paid-up additions, the maximum additional deposits and various crediting interest rates associated with the participating account.

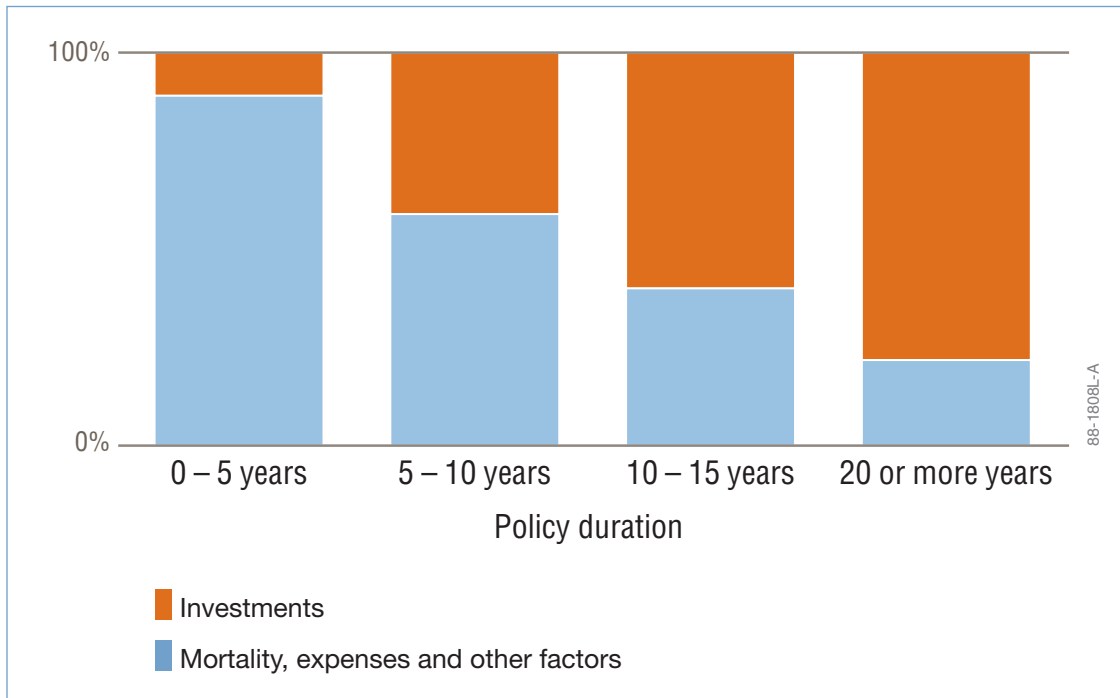
---

**Paid-up additions** is a dividend option that uses participating policyowner dividends to buy more participating life insurance that is fully paid up and has additional cash value. The amount of paid-up insurance purchased by the dividend in any year will depend on the amount of the dividend, the age of the insured and the paid-up additions purchase rates in effect at that time. This dividend option can help grow a policy's cash value and death benefit.

---

In a new policy, experience from mortality, expenses and other factors may affect dividends more than investment experience. As your policy matures, investment experience – and the dividend scale interest rate – generally starts to play a larger role. Refer to the following chart for an illustrative example of how the composition of participating policyowner dividends may change over the life of a policy.

**Example of changes in the composition of participating policyowner dividends over the life of a policy<sup>1</sup>**



<sup>1</sup> This is a hypothetical example that shows how the composition of dividends change throughout the duration of a policy. Many factors can also affect the composition of participating policyowner dividends for any given policy, such as product type, issue age, year issued and basic risk classifications. Individual results will vary.

Investment returns have historically provided the largest contribution to participating policyowner dividends. However, in the current low interest rate environment, mortality expenses (including taxes) and other factors are playing a larger role than before.



## How participating policyowner dividends are allocated

Each year, the board of directors declares what portion of the participating account earnings, if any, for that financial year will be distributed from the participating account. Currently, 97.5 per cent of the amount is distributed to participating policyowners, and 2.5 per cent is distributed to the shareholder account under section 461 of the *Insurance Companies Act of Canada* (ICA). The 97.5/2.5 per cent split has remained unchanged for London Life since 1966. See the accountability section for more details.

In distributing participating policyowner dividends, London Life follows the contribution principle. In following this principle, several elements are taken into account. For example:

- Dividend groupings
- Generations of policies
- Legal and regulatory requirements
- Professional guidelines
- Industry practices

Any amount distributed from the participating account as policyowner dividends is divided among groupings of policies that share common attributes. The amount, if any, credited to each policy within a dividend grouping will vary depending on the earnings considered to have been contributed by that grouping. A policy may not receive a dividend, for example, if the grouping of policies to which it belongs is considered to have made no contribution to participating account earnings.

Examples of how groupings are determined include:

- The year a policy was issued
- Time periods in which premiums, guarantees or pricing assumptions were similar
- Plan types
- Basic risk classifications, for example, male or female, smoker or non-smoker
- Issue ages

Dividends are distributed to policies according to the terms of each policy and take into account the amount of basic coverage and coverage from paid-up additions. The premium due on the first policy anniversary must be paid before a dividend is credited.

Canada has been experiencing historically low interest rates for an extended period. The cash value and death benefit of a policy can be affected by dividends credited to the policy, which are impacted by the changing interest rate environment, as well as by other factors. Whether or not a policy receives a dividend, the guaranteed cash value will continue to grow. The guaranteed coverage<sup>1</sup> and the cash value built up inside a policy cannot be reduced or used in any way unless elected by the policyowner or as the details of the policy allows. Future increases in interest rates, as well as other factors, may increase dividends, which may have a positive impact on future policy values.

Before any participating policyowner dividends are declared, the appointed actuary must report to the board of directors on the fairness to participating policyowners of the proposed dividend scale and whether it is in accordance with London Life's dividend policy and participating account management policy.

### How is a participating policyowner dividend different from a shareholder dividend?

Shareholder dividends are paid based on the overall results of the company from all lines of business. These include non-participating life insurance and investment products.

Participating policyowner dividends are based solely on the experience of London Life's participating insurance line of business.

---

**Vesting** is a significant benefit available with participating life insurance.

Starting at a policy's first anniversary, participating policyowners may begin receiving dividends. Dividends credited to a policy have a cash value associated with them. This cash value, once credited to the policy, cannot be reduced or used for any purpose other than as authorized by the policyowner, to pay premiums, or to preserve the policy's tax-exempt status.

Vesting is a key and attractive advantage of participating life insurance because policyowner dividends, once credited, cannot be negatively affected by future adverse experience.

## NOTES

1. For policies with Econolife, when the guarantee is no longer in effect, if the dividend is not sufficient to support the Econolife benefit, the policyowner may choose to pay an additional cash premium to buy sufficient one-year term insurance to maintain the Econolife insurance amount, otherwise the amount of Econolife insurance will be reduced.



## Investments

The investment performance of the London Life participating account is an important component in determining the long-term value of participating life insurance policies.

The participating account assets are managed by London Life's investment division. The company's asset and liability management group monitors the overall asset mix. It guides investment activity within the parameters of the investment policy, approved by the board of directors. The managers of the specific asset classes – such as bonds, mortgages and equities, including real estate – manage the buying and selling of the actual assets in the portfolio, within the parameters specified.

## Participating account return

The return on participating account assets, after investment expenses are deducted, affects asset growth.

The participating account return is the return on the total participating account assets that back both liabilities and surplus after investment expenses are deducted. The participating account return is reported for the calendar year Jan. 1 to Dec. 31. In 2017, investment expenses were 9.0 basis points for the London Life participating account. Investment expenses may vary every year due to changes in the asset mix of the total participating account, economies of scale and other factors.

The participating account return is a short-term indicator of investment performance.

## Participating account historical average returns (at Dec. 31, 2017)

Participating account asset class	1-year (2017)	2-year (2016-2017)	3-year (2015-2017)	4-year (2014-2017)	5-year (2013-2017)	10-year (2008-2017)
Public bonds and private placements	3.0%	3.3%	3.5%	3.7%	3.9%	4.5%
Mortgages	3.7%	3.8%	3.9%	4.1%	4.2%	4.9%
Equities	10.1%	13.2%	7.8%	8.4%	9.9%	6.4%
Total participating account return (after investment expenses) <sup>1</sup>	4.6%	5.2%	4.5%	4.7%	5.2%	5.1%

## NOTES

1. The total participating account return includes returns on assets such as policy loans and cash and equivalents.

With the exception of unrealized gains and losses on bonds, which are excluded because bonds in the participating account are generally held until maturity, the participating account return is calculated in accordance with the following.

- From 2007-2010, the Canadian Institute of Chartered Accountants (CICA) handbook
- Effective Jan. 1, 2011, International Financial Reporting Standards (IFRS) as issued by the International Accounting Standards Board (IASB)

## Dividend scale interest rate

The dividend scale interest rate is used to determine the amount of participating policyowner dividends that come from the participating account investments.

The dividend scale interest rate:

- Incorporates the smoothed investment experience of assets backing participating account liabilities for the most recent measurement period
- Does not include the return on assets backing the participating account surplus
- Includes the smoothed gains and losses from prior periods
- May change, depending on investment experience

**Smoothing** is the process by which gains and losses are brought into the dividend scale interest rate over a period of time.<sup>1</sup>

London Life's long-term investment strategy, together with its strategy of smoothing, helps reduce the impact of short-term volatility on the investment component of participating policyowner dividends.

The dividend scale interest rate is only one factor that contributes to an individual policy's performance. It cannot be directly tied to the cash value growth in a particular policy. The actual cash value growth in a policy varies based on a number of factors. For example:

- Type of product
- Premium-paying period
- Rating
- Dividend scale
- Product features
- Issue age
- Dividend option
- Policy duration

Past results are not indicative of the participating account future investment performance.

## Historical average returns (at Dec. 31, 2017)

Years	1 2017	5 2013 – 17	10 2008 – 17	20 1998 – 2017	30 1988 – 2017	60 1958 – 2017	30-year standard deviation 1988 – 2017
London Life dividend scale interest rate (%)	5.0	5.6	6.3	7.2	8.1	7.4	1.7
S&P/TSX composite total return index (%)	9.1	8.6	4.6	7.0	8.3	9.6	16.0
5-year GICs (%)	1.4	1.6	1.8	2.8	4.4	n/a	2.9
Government of Canada 5- to 10-year bonds (%)	1.6	1.5	2.1	3.4	5.1	6.5	2.8
Consumer price index (%)	1.9	1.5	1.6	1.9	2.1	3.7	1.2

All historical average annual returns are geometric means.

A low standard deviation means the range of performance has been narrow. This indicates there has been low volatility.

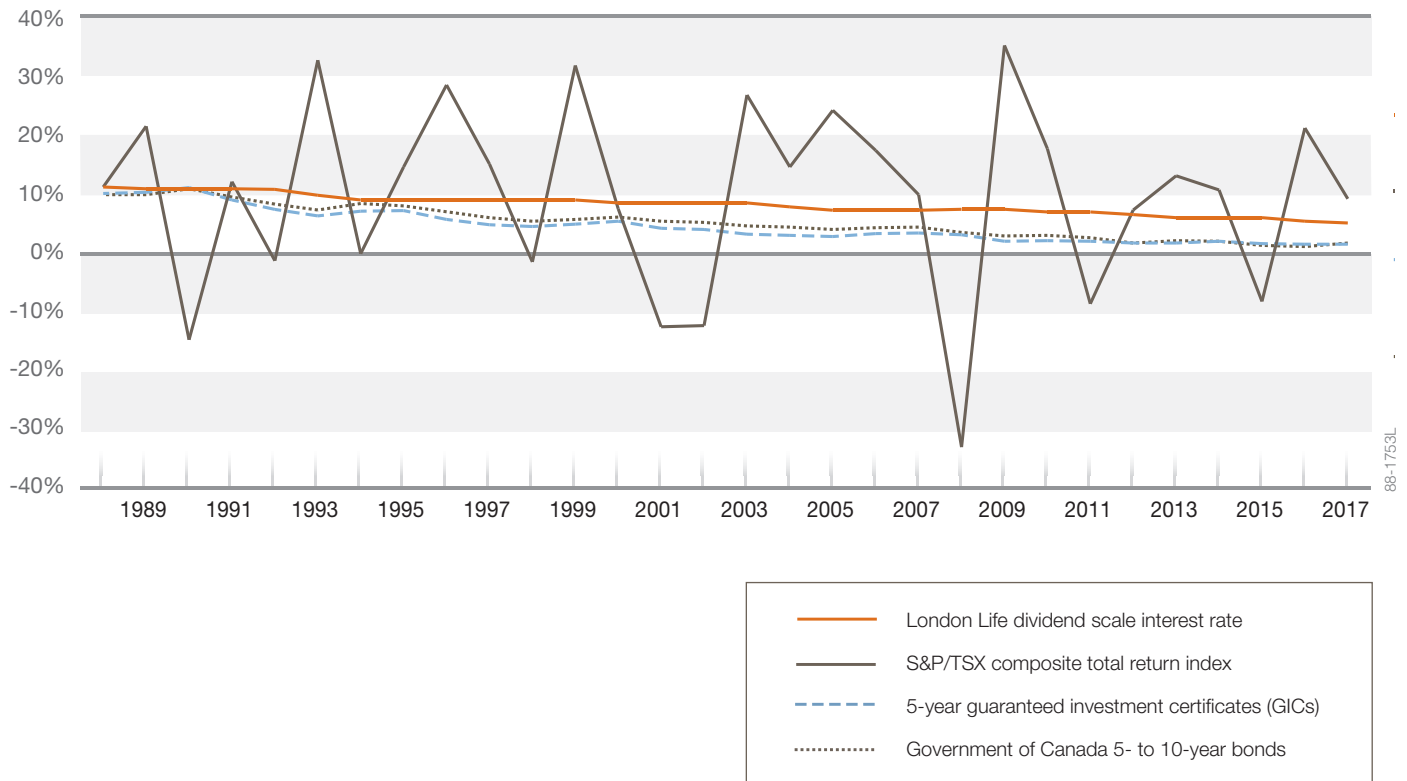
### NOTES

1. The smoothing method is subject to change without notice.
- The historical average annual dividend scale interest rate for 30 years or less applies to policies issued on or after Sept. 16, 1968, which have a variable policy loan rate provision. Policies issued before this date have a fixed policy loan rate provision and may have a different dividend scale interest rate. The 60-year average annual rate is a blended average of the dividend scale interest rate that applies to policies that have a variable policy loan rate provision (1969 to 2017) and the dividend scale interest rate that applies to policies that have a fixed policy loan rate provision (1958 to 1968).
- The dividend scale interest rate is used to calculate the investment component of participating policyowner dividends. It is based on assets backing participating account liabilities. It does not include the returns on assets backing participating account surplus.
- S&P/TSX composite total return index includes the reinvestment of dividends. TSX © Copyright 2018 TSX Inc. All rights reserved.
- Five-year guaranteed investment certificate (GIC) returns are based on nominal yields to maturity. Source: Statistics Canada, CANSIM table 176-0043, series V122526 (Statistics Canada website), Jan. 3, 2018. For each calendar year, the average of the monthly GIC rates was used.
- Government of Canada five- to 10-year bond returns. Source: Statistics Canada, CANSIM table 176-0043, series V122486 (Statistics Canada website), Jan. 3, 2018. For each calendar year, the average of the monthly values was used.
- Consumer price index inflation rates are based on the change from December to December. Source: Statistics Canada, CANSIM table 326-0020, series V41690973 (Statistics Canada website), Feb. 23, 2018.

The London Life participating account has a strong surplus position that helps provide stability and strength to the company and can help manage undue short-term fluctuations in dividends.

Historically, during times of economic change, the London Life dividend scale interest rate has been relatively stable, compared to returns on many financial investments. The graph below shows how the participating account asset mix and London Life’s strategy of smoothing of returns have helped stabilize the dividend scale interest rate.

## Returns (at Dec. 31, 2017)



As with any financial product, over the long term, changes in investment returns can significantly affect participating policyowner dividends and related policy features. To understand this sensitivity, clients and policyowners should call their financial security advisor.

### NOTES

- The dividend scale interest rate is used to calculate the investment component of participating policyowner dividends and is based on assets backing participating account liabilities. It does not include the returns on assets backing participating account surplus. The rate shown applies to policies issued on or after Sept. 16, 1968. These policies have a variable policy loan rate provision, whereas policies issued before this date have a fixed policy loan rate provision and may have a different dividend scale interest rate.
- The S&P/TSX composite total return index includes the reinvestment of dividends. TSX © Copyright 2018 TSX Inc. All rights reserved.
- Five-year guaranteed investment certificate (GIC) returns are the nominal yields to maturity. Source: Statistics Canada, CANSIM table 176-0043, series V122526 (Statistics Canada website), Jan. 3, 2018. For each calendar year, the average of the monthly GIC rates was used.
- Government of Canada five- to 10-year bond returns. Source: Statistics Canada, CANSIM table 176-0043, series V122486 (Statistics Canada website), Jan. 3, 2018. For each calendar year, the average of the monthly values was used.



# Asset mix

The London Life total participating account includes assets backing participating account liabilities and assets backing participating account surplus.

The assets backing participating account liabilities are broadly diversified and are generally managed as a fixed-income account, with a target mix of approximately 80 per cent of invested assets in fixed-income investments and 20 per cent of invested assets in equities.

The assets backing participating account surplus are primarily invested in fixed-income investments.

## London Life total participating account assets at 2016 and 2017 year-ends (\$ millions)

	Total invested assets Dec. 31, 2016		Total invested assets Dec. 31, 2017		Investment guidelines	Total assets Dec. 31, 2017
	\$	%	\$	%		
<b>Short term</b>						
Cash and equivalents	606.7	2.6	807.5	3.2	0–5	2.9
<b>Fixed income</b>						
Bonds and private placements						
Public bonds						
Government	4,717.5	19.9	4,586.3	18.4		16.8
Corporate	6,379.0	26.8	6,902.8	27.7		25.2
Private placements	1,083.3	4.6	1,335.6	5.4		4.9
Subtotal of bonds and private placements	12,179.8	51.3	12,824.7	51.4	40–75	46.8
Mortgages						
Residential	641.8	2.7	723.7	2.9		2.6
Commercial	5,644.1	23.8	5,589.6	22.4		20.4
Subtotal of mortgages	6,285.9	26.5	6,313.3	25.3	15–40	23.1
<b>Total fixed income</b>	<b>18,465.7</b>	<b>77.7</b>	<b>19,138.0</b>	<b>76.7</b>		<b>69.9</b>
<b>Equities</b>						
Real estate	1,348.0	5.7	1,584.9	6.4	0–15	5.8
Public equities						
Common stock	3,323.8	14.0	3,385.7	13.6	5–20	12.4
Preferred stock	9.1	0.0	7.2	0.0	0–5	0.0
Private equities*	6.1	0.0	15.6	0.1		0.1
<b>Total equities</b>	<b>4,686.9</b>	<b>19.7</b>	<b>4,993.4</b>	<b>20.0</b>		<b>18.2</b>
<b>Total invested assets</b>	<b>23,759.3</b>	<b>100.0</b>	<b>24,938.8</b>	<b>100.0</b>		<b>91.1</b>
<b>Policy loans</b>	<b>1,856.7</b>		<b>1,919.5</b>			<b>7.0</b>
<b>Other assets**</b>	<b>430.7</b>		<b>520.1</b>			<b>1.9</b>
<b>Total participating account assets</b>	<b>26,046.7</b>		<b>27,378.4</b>			<b>100.0</b>

\* Private equities are included in the investment guidelines for common stock

\*\* Includes assets such as investment income due and accrued, outstanding premiums (receivables), future income tax and reinsurance assets.

## NOTES

- Total invested assets include assets backing participating account liabilities and participating account surplus.
- London Life has guidelines in place to manage the allocation of invested assets by asset class for the participating account. The board of directors must approve any change to the investment guidelines.
- Investment guidelines that apply to assets backing participating account liabilities are shown. These ranges do not include surplus assets or the categories of policy loans or other assets in the table above. Assets backing participating account surplus are primarily invested in fixed-income investments.
- Asset values are determined in accordance with International Financial Reporting Standards (IFRS), as issued by the International Accounting Standards Board (IASB), effective Jan. 1, 2011.

# Investment guidelines

The investment guidelines for each asset category recognize the business objectives, liability characteristics, liquidity requirements, tax considerations and interest rate risk tolerance unique to that category. The board of directors must approve any change to the investment guidelines.

A large portion of the total participating account assets is invested in bonds and mortgages to support long-term stable growth and core guarantees within participating life insurance policies.

London Life's investment strategy helps stabilize the variation in the investment returns used to determine the investment portion of participating policyowner dividends.

## Years to maturity by fixed-income asset type

Based on book values at Dec. 31, 2017

Fixed-income asset type	0-5 years to maturity (%)	Over 5 years to maturity (%)
Public bonds	52.7	47.3
Private placements	24.5	75.5
Residential mortgages	99.7	0.3
Commercial mortgages	41.6	58.4
Total fixed income	49.3	50.7

About 10 per cent of the total fixed-income portfolio of bonds and mortgages will be invested each year at then-current market rates. The majority of this is due to the maturity of bonds and mortgages. A portion of the new premiums and investment income is also invested at then-current market rates each year.

The asset returns available in the marketplace in January and February 2018 for new participating account investments in bonds and mortgages were about 3.13 per cent. This is approximately 115 basis points below the average return for similar participating account assets maturing throughout 2018.

## Asset quality is very important

At Dec. 31, 2017

Rating	Public bonds (%)	Private placements (%)
AAA	37.4	0.0
AA	21.4	8.1
A	22.0	32.0
BBB	19.1	58.9
BB or less	0.0	1.0
Total	100.0	100.0

99.9 per cent of bonds held are investment grade or higher. That is, they are rated BBB or higher. This is an investment industry measure of bond quality. Private placements are internally rated.

### Private placements

Private placements are bond investments made through private agreements with borrowers. They are grouped into three main categories.

- Lease finance
- Mid-market and other corporate credit
- Infrastructure

These investments have the potential to provide higher returns than other types of fixed-income investments. All private placements go through a disciplined credit process. Each arrangement undergoes due diligence and is thoroughly researched, underwritten and actively managed by the investment management team that specializes in private placements.

### Mortgages

Mortgages (commercial and residential)	Per cent
Insured	33.3
Uninsured	66.6
Total	100.0

- Principal and interest to the date of default are guaranteed for insured mortgages.
- Residential and commercial mortgage arrears (90+ days) are 0.03 per cent, compared to the 0.02 per cent industry average at Dec. 31, 2017.

# Mortality

Historically, we have seen life expectancy increase. This, along with the prudent selection of underwriting risks has contributed to participating account earnings.

In 2017, participating policyowner death claims totalled \$460 million.

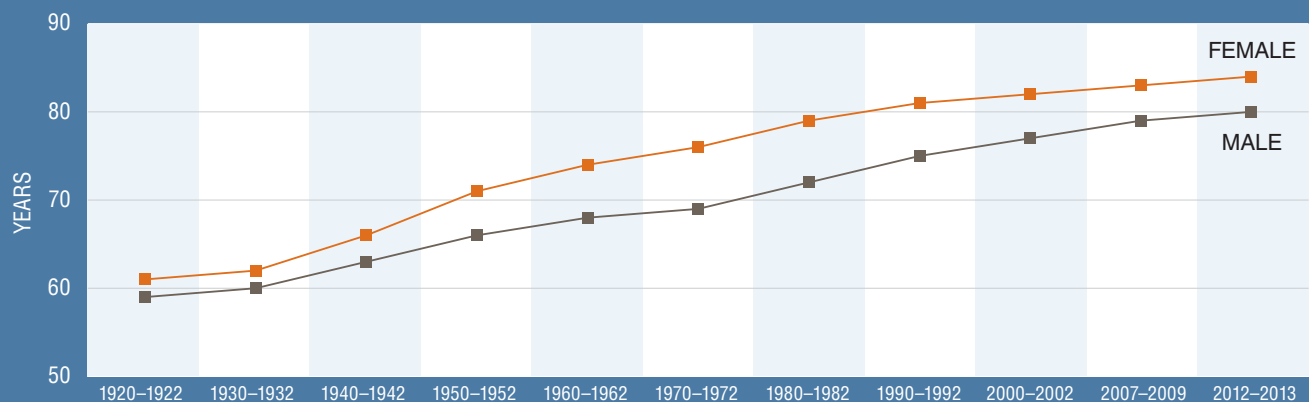
## People have been living longer, and participating policyowners have benefited

When people live longer, policy claims are paid later than anticipated. This benefits participating policyowners because this can increase the amount available for distribution as participating policyowner dividends. This is a unique feature of participating life insurance.

Mortality experience is reviewed annually. Changes in mortality are taken into account in the review of participating policyowner dividends. In recent years, mortality improvements have helped partially offset the impact of declining interest rates.

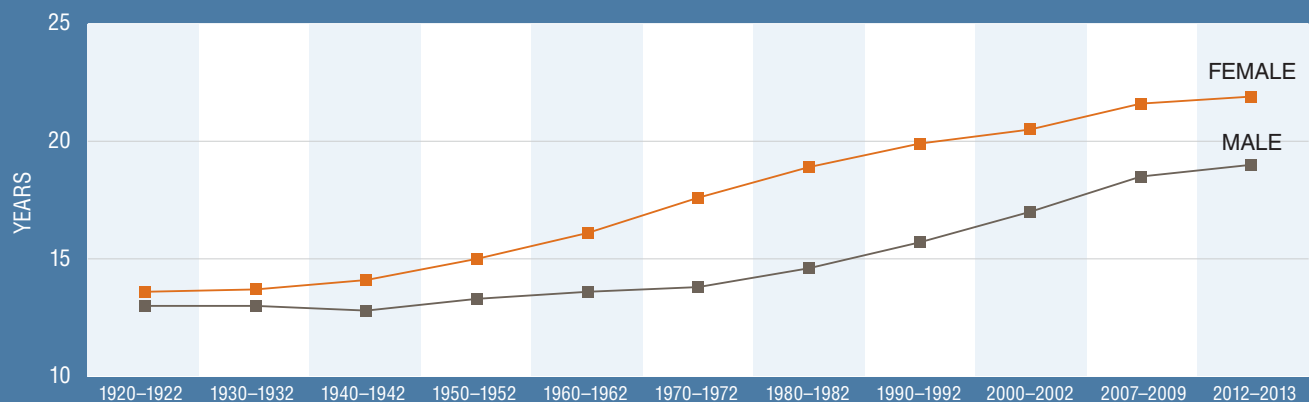
Factors such as medical advances, lifestyle changes and changes in disease incidence rates make future mortality trends difficult to predict. However, even if mortality improvements slow over time, current mortality levels are still generally better than those used by London Life in pricing participating life insurance products.

Statistics Canada life expectancy for males and females at birth



88-1746L

Statistics Canada remaining life expectancy for males and females at age 65



88-1747L

### SOURCES

- 1920-22 to 1980-82: Statistics Canada, Longevity and Historical Life Tables: 1921-1981 (Abridged) Canada and the Provinces. Catalogue no. 89-506.
- 1990-92: Statistics Canada, Life Tables, Canada, Provinces and Territories, Catalogue no. 84-537.
- 2000-02 and 2007-09: Statistics Canada, CANSIM table 102-0512.
- 2012 - 2013: Statistics Canada, Catalogue no. 91-209-X.

## The protective value of underwriting

These mortality statistics reflect life expectancies for the entire population. On average, individuals who have been underwritten and approved for life insurance have even longer life expectancies. This is because people considered higher risk, because of health, lifestyle or occupational concerns, may pay more for life insurance coverage or may be declined coverage.

---

## Other factors

Other factors, such as policy changes and policy terminations, can also affect the performance of the participating account.

For example, if the actual number of policy terminations is different than the assumptions used for pricing, this can result in gains or losses, depending on the circumstance:

- For products with early cash values, if the actual number of policy terminations in the early years is higher than the assumptions used for pricing this would generally be expected to affect the participating account performance negatively.
- For products with delayed cash values, if the actual number of policy terminations in the early years is higher than the assumptions used for pricing this would generally be expected to affect the participating account performance positively.

## Expenses

London Life's expense management policies focus on controlling expenses for the benefit of participating policyowners and shareholders.

Expenses and taxes are allocated to the participating account in accordance with a method that is fair and equitable to participating policyowners, in the opinion of the appointed actuary. Each year, the actuary reviews the method used for allocating expenses and taxes to the participating account and reports to the board of directors on its continuing fairness. The board of directors approves this method after considering the actuary's opinion.

## Economies of scale

London Life is a subsidiary of The Great-West Life Assurance Company. Together, Great-West Life and its subsidiaries, London Life and Canada Life, serve the financial security needs of more than 13 million people across Canada. They have almost three million individual life insurance policies in force at Dec. 31, 2017. They are a leading provider of individual life insurance in Canada. This provides opportunities for London Life to achieve expense efficiencies.



# Strength

A London Life participating life insurance policy provides a foundation of guaranteed values. It also offers the opportunity for growth, based on participation in a pool with 1.4 million other participating policies (at Dec. 31, 2017)

London Life participating life insurance offers stability and flexibility in a permanent life insurance solution.

- London Life has the largest participating account in Canada as measured by assets.<sup>1</sup>
- The participating account has \$27 billion in assets. This includes \$1.8 billion in surplus (at Dec. 31, 2017).
- The London Life participating account has a strong surplus position that helps provide stability and strength to the company. It can also help manage undue short-term fluctuations in dividends.
- London Life has distributed participating policyowner dividends every year since 1886.
  - Dividends distributed are divided among groupings of policies that share common attributes. The amount attributed to each grouping will vary depending on the earnings that each grouping is considered to have contributed to the participating account earnings.
- London Life continues to have strong credit ratings relative to its North American peer group. This is due to its conservative risk profile and stable earnings track record.<sup>2</sup>

## Participating account (\$ millions)

### SUMMARY OF PARTICIPATING ACCOUNT OPERATIONS

	2016 (\$)	2017 (\$)
Participating policyowner premiums	2,270	2,443
+ Investment income	1,309	1,028
– Benefits paid	879	903
– Changes in actuarial liabilities	1,269	1,237
– Expenses and taxes	566	462
– Distribution to participating policyowners and shareholders	825	836
Participating policyowner dividends	776	826
Change in dividend liability	27	(12)
Shareholder portion		
Cash payment	21	21
Accrual	1	1
= Participating account net income (loss)	40	33

### PARTICIPATING ACCOUNT BALANCE SHEET

	Dec. 31, 2016 (\$)	Dec. 31, 2017 (\$)
Assets	26,047	27,378
– Liabilities	24,249	25,582
= Closing balance for participating account surplus	1,798	1,796
Participating account surplus		
Opening balance Dec. 31 (previous year)	1,780	1,798
+ Participating account net income (loss)	40	33
+ Other comprehensive income (loss)	(22)	(35)
= Closing balance for participating account surplus	1,798	1,796

### NOTES

- Investment income, asset values and changes in actuarial liabilities are determined in accordance with International Financial Reporting Standards (IFRS), as issued by the International Accounting Standards Board (IASB), effective Jan. 1, 2011.
  - Certain assets, such as public bonds, common stocks and real estate, are marked to market. They are not smoothed. Investment income is reported for the calendar year, Jan. 1 to Dec. 31. It includes assets backing the participating account liabilities and surplus.
  - Changes in actuarial liabilities are made from time to time to reasonably ensure the total amount of actuarial liabilities is sufficient to meet all participating policyowner obligations.
  - The dividend liability represents participating policyowner dividends earned but not paid at the calendar year-end.
  - To be consistent with the company's financial statements, accumulated other comprehensive income is included in the participating account surplus. Other comprehensive income includes specific unrealized investment gains and losses, which may be temporary.
  - The accrual account represents a portion of shareholder surplus that is held within the participating account and has been recognized but not paid. It is dependent on the future payment of participating policyowner dividends. The accrual account balance increased by \$1.0 million in 2016 and increased by \$0.9 million in 2017.
1. Based on competitive data available at the time of publication. Not all companies report this information.
  2. Based on the latest credit ratings by A.M. Best Company, DBRS Limited, Fitch Ratings, Moody's Investors Service and Standard & Poor's Ratings Services at time of publication. For current information on London Life's ratings and financial strength, see the corporate information section at londonlife.com.

# Accountability

London Life is a shareholder-owned company and, as such, is required to maintain the participating account and its earnings separately from the shareholder account.

London Life is regulated federally under the *Insurance Companies Act of Canada* (ICA) and by the Office of the Superintendent of Financial Institutions (OSFI) and under the relevant insurance legislation of each province as administered by the relevant provincial insurance regulatory authority.

## *Insurance Companies Act (ICA) provisions and references*

Subject to the ICA, the directors of a company must manage or supervise the management of the company's business affairs. This includes establishing and maintaining a policy for dividends to be distributed to participating policyowners, as well as a policy for managing the participating accounts. The ICA outlines the duties required of directors and the reporting requirements regarding the use of fair and equitable actuarial practices.

1. Investment income and expenses are to be allocated to the participating account in accordance with a method that is fair and equitable to participating policyowners, in the opinion of the company's actuary. Once the board of directors approves this method, it is sent to OSFI (sections 457-460).
2. The board of directors is required to establish and maintain a policy for determining the dividends to be distributed to participating policyowners and to send a copy to OSFI (section 165 (2)(e)).
3. The board of directors is required to establish and maintain a policy for managing the participating account and to send a copy to OSFI (section 165 (2) (e.1)).
4. At least annually, the company's actuary must review the participating policyowner dividend policy. The company's actuary must provide a written report to the board of directors on the policy's continuing fairness to participating policyowners (section 165 – Report of the Actuary).
5. Before the board of directors declares participating policyowner dividends, the company's actuary must provide his or her opinion to the board on the fairness to participating policyowners of the proposed policyowner dividends and on the company's compliance with its policyowner dividend policy (section 464 (2)).
6. The ICA limits the amount that may be distributed to the shareholder account from any annual distribution of the profits of the participating account for a financial year (section 461). This annual limit is set as a maximum percentage of the amount determined by the board of directors to be distributed from the profits of the participating account for that financial year. This total amount to be distributed is divided between the shareholders and participating policyowners. The maximum percentage of the total distribution that can be distributed to the shareholder account depends on the size of the participating account. The maximum percentage decreases from 10 per cent for a small participating account to just over 2.5 per cent as the size of the participating account increases. London Life has the largest participating account in Canada as measured by assets. Currently, it distributes 2.5 per cent of the total distribution to the shareholder account. In 2017, this distribution to the shareholder account was \$21 million, representing approximately 0.1 per cent of the participating account assets at Dec. 31, 2017.
7. Participating policyowners and shareholders are entitled to receive notice to attend the annual meeting of policyowners and shareholders. They are entitled to receive copies of documents, for example, the annual statement. They also have voting rights (sections 331 and 334).

# London Life:

Guiding our customers in a changing world

Since 1874, our customers across Canada have trusted us to provide for their financial security needs and to deliver on the promises we have made.

That commitment is built on the dedication, skill and energy of our employees and financial security advisors and their commitment to our customers and to our communities.

Together, Great-West Life, London Life and Canada Life serve the financial security needs of 13 million people across Canada, and are a leading provider of individual life insurance with nearly three million individual life insurance policies in force. London Life reported a minimum continuing capital and surplus requirements ratio of 225 per cent at Dec. 31, 2017.\*

Together with Great-West Life and Canada Life, we are committed to putting the customer first – whether handling policy claims, growing and protecting clients’ retirement and investment savings, providing workplace mental health support for employers or helping build strong communities by investing in community projects.



## Our organization

At London Life, we provide financial solutions for any stage of life through an array of products including individual insurance, wealth management and retirement planning and savings. We offer financial security advice and planning choices that work for the customer through our Freedom 55 Financial™ division, which focuses on meeting the complex needs of Canadians.

A London Life subsidiary, Quadrus Investment Services Ltd., offers an exclusive lineup of mutual funds under the Quadrus Group of Funds™ brand. Group retirement and savings products issued by London Life are distributed under the Great-West Life brand.

In addition to our domestic businesses, London Life participates in international reinsurance markets through a branch in Barbados and our London Reinsurance Group subsidiary.

London Life, Great-West Life and Canada Life are members of the Power Financial Corporation group of companies.

For more information, including current credit ratings, visit [Londonlife.com](http://Londonlife.com).

<b>\$9.4 BILLION</b>	Benefits paid to customers
<b>\$109 BILLION</b>	Retirement and investment holdings in Canada
<b>\$13.5 MILLION</b>	Contributed to communities

In 2017 in Canada, our companies:

- Helped families cope with loss, paying out more than \$2.4 billion in life insurance benefits.
- Provided income for over 76,000 people who became disabled and could no longer work.
- Made \$858 million in annuity payments, helping Canadians fund their retirement with a secure income stream.
- Helped over 30,000 employers provide benefits plans and 9,000 employers offer retirement savings plans for their employees.

\* In Canada, the Office of the Superintendent of Financial Institutions has established a capital adequacy measurement for life insurance companies incorporated under the *Insurance Companies Act* and their subsidiaries. This measurement is known as the minimum continuing capital and surplus requirements ratio. For Canadian regulatory purposes, capital is defined by the Office of the Superintendent of Financial Institutions in its guideline for minimum continuing capital and surplus requirements. The company’s practice is to maintain the capitalization of its regulated operating subsidiaries at a level that will exceed the relevant minimum regulatory capital requirements in the jurisdictions in which they operate.



## Need more information?

You can find out more about participating life insurance and London Life's other products and services, by calling your financial security advisor. Each year, on a policy's anniversary, a participating policyowner receives an annual statement that provides an update on the current status of the policy.

To see the **London Life Life Insurance Company (the Company) Participating Account Management Policy and The London Life Insurance Company (the Company) Participating Policyholder Dividend Policy**, visit [londonlife.com](http://londonlife.com).

Visit [londonlife.com](http://londonlife.com) or call 1-877-566-5433 if you have questions about a specific policy.

Your policy contains important definitions of certain terms used in this guide. You should keep this guide with your London Life policy illustration and participating life insurance policy contract.

The information provided is based on current tax legislation and interpretations for Canadian residents and is accurate to the best of our knowledge as of the date of publication. Future changes to tax legislation and interpretations may affect this information. This information is general in nature, and is not intended to be legal or tax advice. For specific situations, you should consult the appropriate legal, accounting or tax advisor.

London Life is a member of Assuris, which administers the Consumer Protection Plan for policyowners of member companies.



PERFORMANCE  
STRENGTH  
ACCOUNTABILITY

